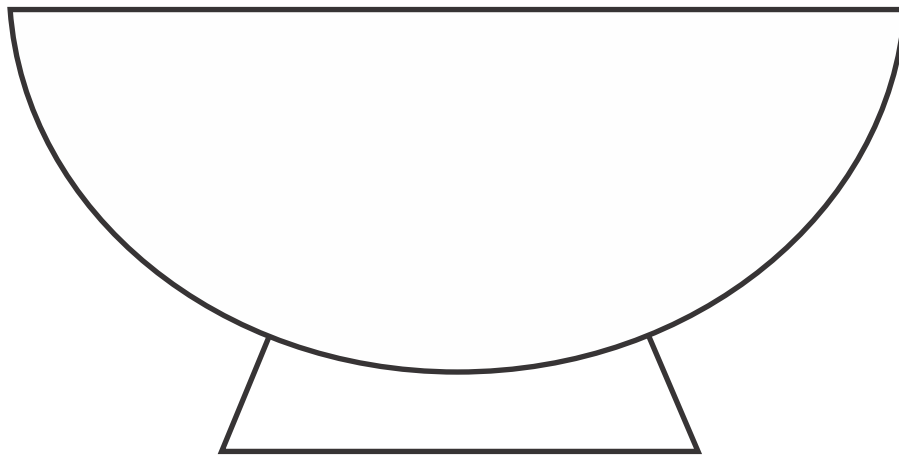
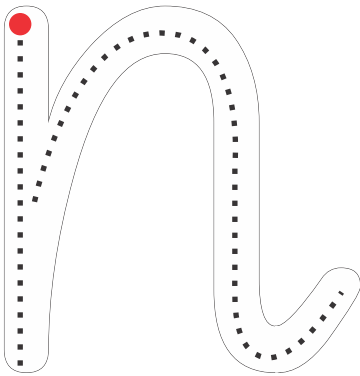




Student Name: _____ Date: _____

Trace the letter 'n' and paste the yellow ribbon/yarn on the bowl image.

'n' is for noodles.


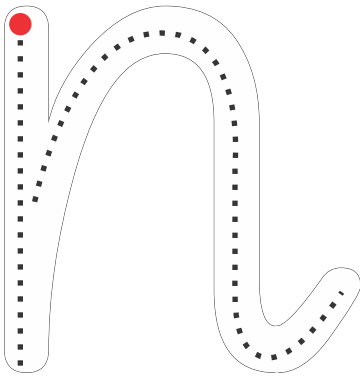




Student Name: _____ Date: _____

Trace and colour the nest.

'n' is for nest:



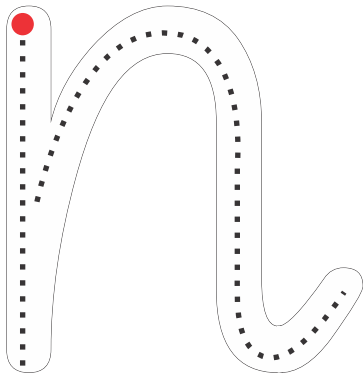
Trace letter 'n'







Student Name: _____ Date: _____

Trace the letter 'n' and make a night view by doing black colour and paste moon and stars on it.



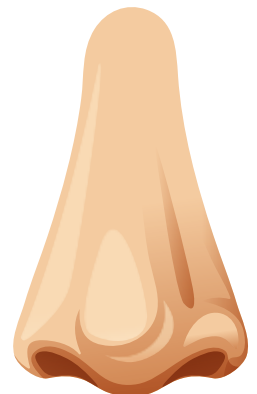

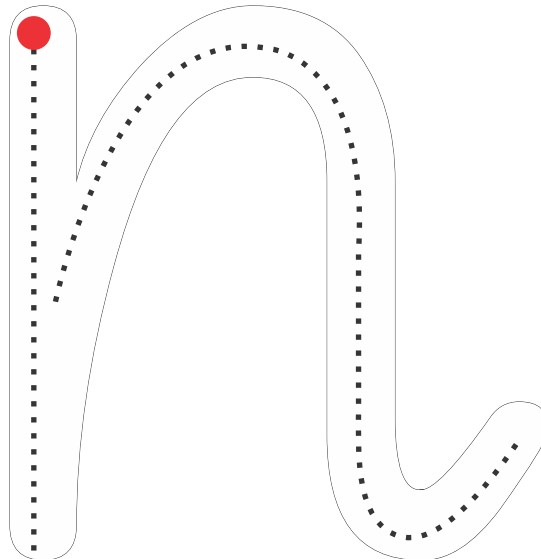

'n' is for night:





Student Name: _____ Date: _____

Trace the letter 'n' and circle the pictures that start with letter 'n'.


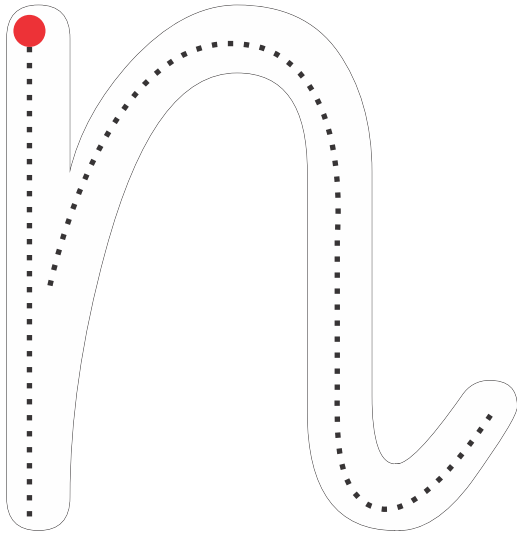




scan QR code
for catalogue

Student Name: _____ Date: _____

Colour the nuts and trace the letter 'n'.



Tracing practice lines for the letter 'n'. Each row contains four dotted 'n's on a set of three horizontal lines.

